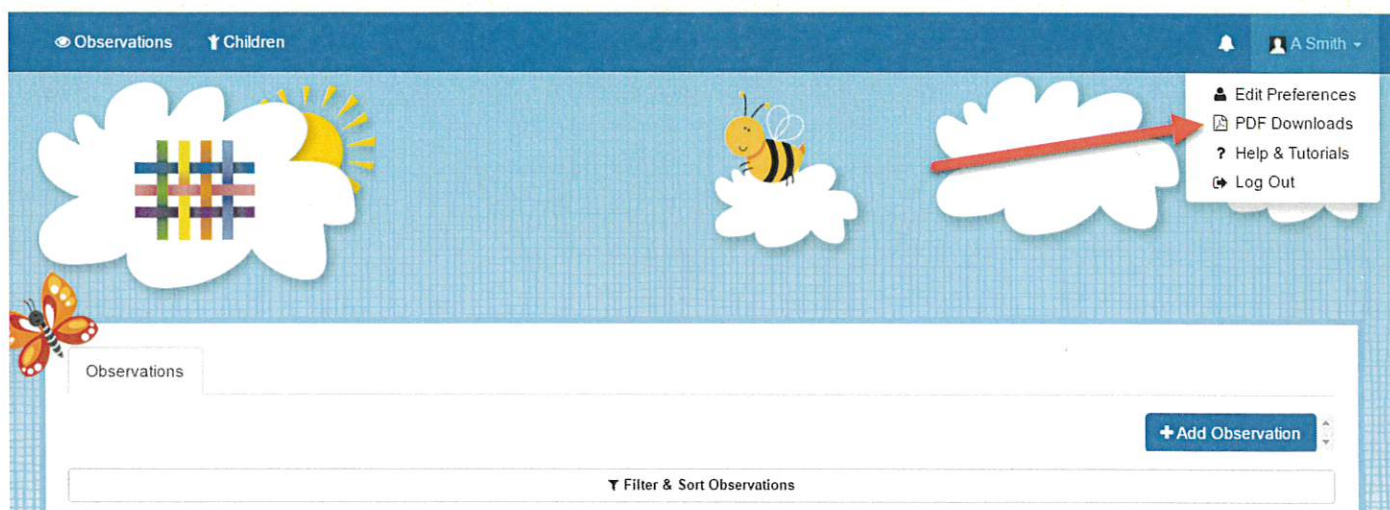


## Downloading your Child's Learning Journey

**Step 1:** Log into Tapestry using the web browser version through our login page at <https://tapestryjournal.com/>

Please note that PDF downloads are NOT available on the app version of Tapestry, and that you may need to download a special app to view PDFs on a mobile or tablet device.

**Step 2:** Click on your username at the top right of the screen and select 'PDF Downloads' from the drop down list. If the PDF Downloads option is not visible please contact the staff at your setting for assistance.



**Step 3:** on the PDF downloads page you should see all downloads you have available. Click the red **Download** button to download your PDF. Make sure you save it somewhere safe, and if possible save it to permanent media off your PC, marking it so you will be able to find it in the future. Remember, Tapestry records will usually be deleted once your child has left!

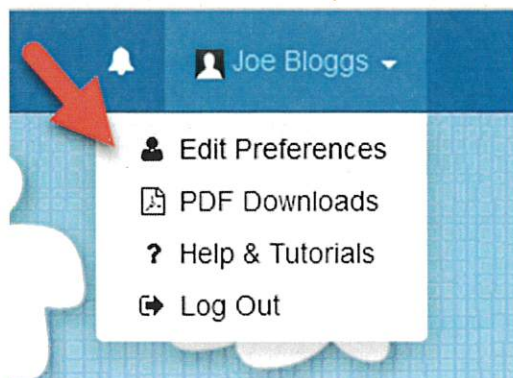
### Notifications

If you would like to be notified by email when your PDF downloads are ready please take the following steps:

Add 'noreply@tapestryjournal.com' to your email contacts or approved senders list to prevent the message ending up in spam.

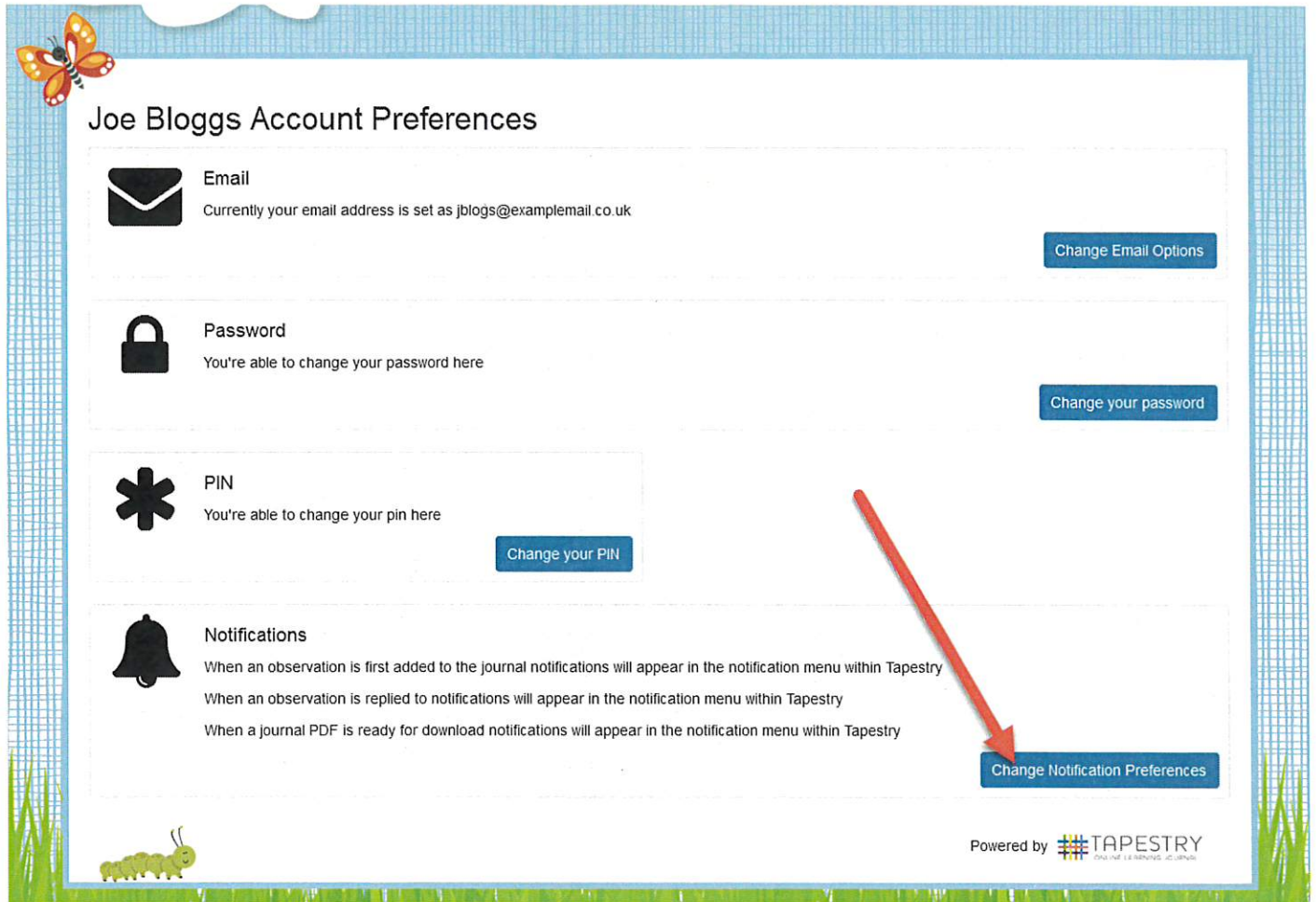
Log into Tapestry using the web browser version through our login page at <https://tapestryjournal.com/>

Click your username near the top of the screen and select 'Edit Preferences'.



## Downloading your Child's Learning Journey

Select 'Change Notification Preferences' from the list of options.



The screenshot shows the 'Joe Bloggs Account Preferences' page. It features four main sections: Email, Password, PIN, and Notifications. Each section has a corresponding icon and a 'Change' button. A red arrow points to the 'Change Notification Preferences' button in the Notifications section.


**Joe Bloggs Account Preferences**

**Email**  
Currently your email address is set as jblogs@examplemail.co.uk  
[Change Email Options](#)

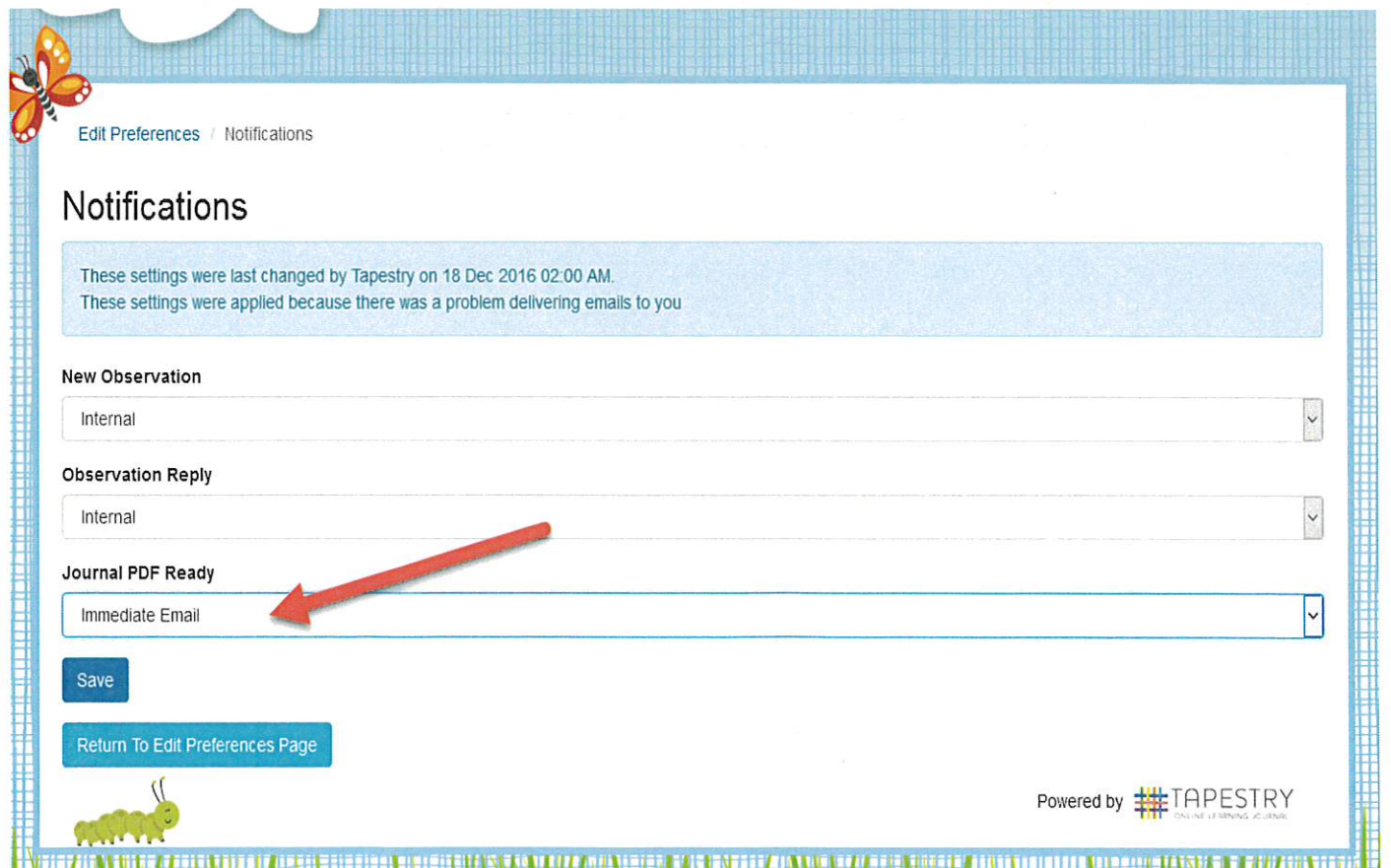
**Password**  
You're able to change your password here  
[Change your password](#)

**PIN**  
You're able to change your pin here  
[Change your PIN](#)

**Notifications**  
When an observation is first added to the journal notifications will appear in the notification menu within Tapestry  
When an observation is replied to notifications will appear in the notification menu within Tapestry  
When a journal PDF is ready for download notifications will appear in the notification menu within Tapestry  
[Change Notification Preferences](#)

Powered by  **TAPESTRY**  
ONLINE LEARNING JOURNAL

Set the type of notification you want and press save



The screenshot shows the 'Notifications' settings page. It includes a breadcrumb trail 'Edit Preferences / Notifications', a title 'Notifications', and a message about settings changes. There are three dropdown menus for 'New Observation', 'Observation Reply', and 'Journal PDF Ready'. A red arrow points to the 'Journal PDF Ready' dropdown menu, which is currently set to 'Immediate Email'. Below the dropdowns are 'Save' and 'Return To Edit Preferences Page' buttons.

[Edit Preferences](#) / [Notifications](#)

### Notifications

These settings were last changed by Tapestry on 18 Dec 2016 02:00 AM.  
These settings were applied because there was a problem delivering emails to you


**New Observation**  
Internal

**Observation Reply**  
Internal

**Journal PDF Ready**  
Immediate Email

[Save](#)

[Return To Edit Preferences Page](#)

Powered by  **TAPESTRY**  
ONLINE LEARNING JOURNAL